


## Cooper-Atkins™ Multi-Function Thermometer Instructions

### Updating the firmware on the Multi-Function Thermometer (MFT)

Download the *Blue2 Reader* app (from the App store or Google Play) and install it on your mobile device. Ensure Internet access is available and follow these steps to download firmware updates.

1. Launch *Blue2 Reader* app 
2. Tap *Scan* on the *Blue2 Reader* app
3. Turn on the MFT – it will begin to blink green
4. The MFT will display in the list of available devices on the *Blue2 Reader* app
5. Tap the MFT in the list of devices to connect with it – it will blink blue once connected
6. On the *Blue2 Reader* app, tap *Firmware Update*
7. On the *Firmware Update* page, tap *Check for Updates*
8. The latest available firmware will be listed
9. Tap the latest available firmware
10. The app will send the new firmware to the MFT

The MFT will beep softly and the app will return to the *Scan* screen once the updates are complete. Verify the firmware version by connecting to the *Blue2 Reader* app (steps 2-5). The current version is displayed in the upper left corner of the screen.


Cooper-Atkins | Emerson Commercial & Residential Solutions | 33 Reeds Gap Road | Middlefield, CT 06455  
T +800-835-5011 | F +860-347-2256 | www.cooper-atkins.com | 27-275 | 0719



## Cooper-Atkins™ Multi-Function Thermometer Instructions

### Updating the firmware on the Multi-Function Thermometer (MFT)

Download the *Blue2 Reader* app (from the App store or Google Play) and install it on your mobile device. Ensure Internet access is available and follow these steps to download firmware updates.

1. Launch *Blue2 Reader* app 
2. Tap *Scan* on the *Blue2 Reader* app
3. Turn on the MFT – it will begin to blink green
4. The MFT will display in the list of available devices on the *Blue2 Reader* app
5. Tap the MFT in the list of devices to connect with it – it will blink blue once connected
6. On the *Blue2 Reader* app, tap *Firmware Update*
7. On the *Firmware Update* page, tap *Check for Updates*
8. The latest available firmware will be listed
9. Tap the latest available firmware
10. The app will send the new firmware to the MFT

The MFT will beep softly and the app will return to the *Scan* screen once the updates are complete. Verify the firmware version by connecting to the *Blue2 Reader* app (steps 2-5). The current version is displayed in the upper left corner of the screen.


Cooper-Atkins | Emerson Commercial & Residential Solutions | 33 Reeds Gap Road | Middlefield, CT 06455  
T +800-835-5011 | F +860-347-2256 | www.cooper-atkins.com | 27-275 | 0719



## Cooper-Atkins™ Multi-Function Thermometer Instructions

### Updating the firmware on the Multi-Function Thermometer (MFT)

Download the *Blue2 Reader* app (from the App store or Google Play) and install it on your mobile device. Ensure Internet access is available and follow these steps to download firmware updates.

1. Launch *Blue2 Reader* app 
2. Tap *Scan* on the *Blue2 Reader* app
3. Turn on the MFT – it will begin to blink green
4. The MFT will display in the list of available devices on the *Blue2 Reader* app
5. Tap the MFT in the list of devices to connect with it – it will blink blue once connected
6. On the *Blue2 Reader* app, tap *Firmware Update*
7. On the *Firmware Update* page, tap *Check for Updates*
8. The latest available firmware will be listed
9. Tap the latest available firmware
10. The app will send the new firmware to the MFT

The MFT will beep softly and the app will return to the *Scan* screen once the updates are complete. Verify the firmware version by connecting to the *Blue2 Reader* app (steps 2-5). The current version is displayed in the upper left corner of the screen.


Cooper-Atkins | Emerson Commercial & Residential Solutions | 33 Reeds Gap Road | Middlefield, CT 06455  
T +800-835-5011 | F +860-347-2256 | www.cooper-atkins.com | 27-275 | 0719



## Cooper-Atkins™ Multi-Function Thermometer Instructions

### Updating the firmware on the Multi-Function Thermometer (MFT)

Download the *Blue2 Reader* app (from the App store or Google Play) and install it on your mobile device. Ensure Internet access is available and follow these steps to download firmware updates.

1. Launch *Blue2 Reader* app 
2. Tap *Scan* on the *Blue2 Reader* app
3. Turn on the MFT – it will begin to blink green
4. The MFT will display in the list of available devices on the *Blue2 Reader* app
5. Tap the MFT in the list of devices to connect with it – it will blink blue once connected
6. On the *Blue2 Reader* app, tap *Firmware Update*
7. On the *Firmware Update* page, tap *Check for Updates*
8. The latest available firmware will be listed
9. Tap the latest available firmware
10. The app will send the new firmware to the MFT

The MFT will beep softly and the app will return to the *Scan* screen once the updates are complete. Verify the firmware version by connecting to the *Blue2 Reader* app (steps 2-5). The current version is displayed in the upper left corner of the screen.

Cooper-Atkins | Emerson Commercial & Residential Solutions | 33 Reeds Gap Road | Middlefield, CT 06455  
T +800-835-5011 | F +860-347-2256 | www.cooper-atkins.com | 27-275 | 0719

